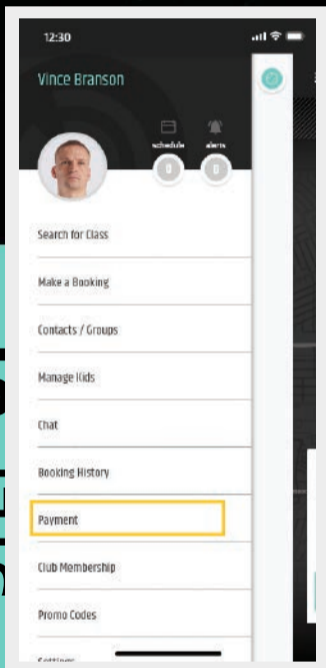


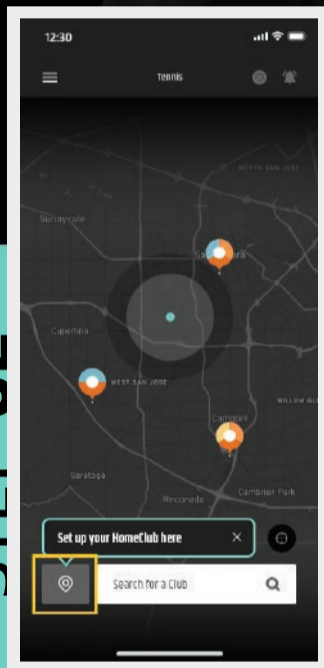
TOURNAMENT REGISTRATION SMARTER & SAFER

STEP 01



Create a BOUNX account and add payment details.

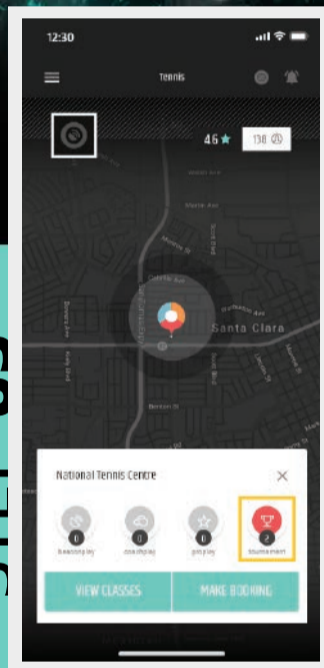
STEP 02



Set Home Club to National Tennis Centre Malaysia to easily find Tournaments in the future.

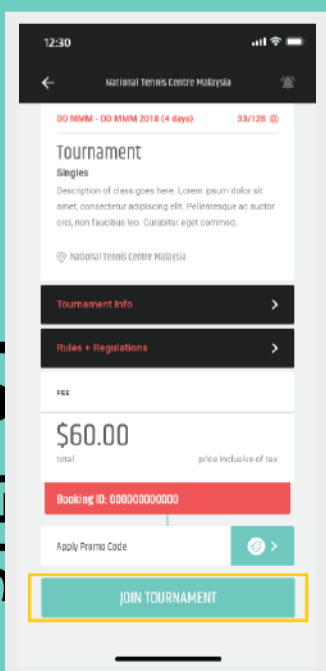
NOTE: Classes and Tournaments are designed to appear by age group and gender so each player needs their own BOUNX account.

STEP 03



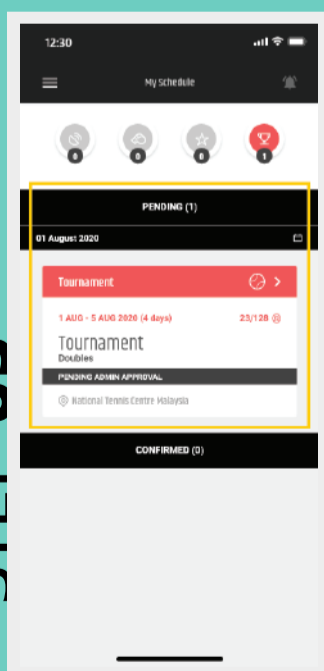
Tap on the Tournament icon and see all available tournaments you can join.

STEP 04



Once you've selected a tournament from the list, scroll down and tap on "JOIN TOURNAMENT"

STEP 05



You will see the tournament under "Pending" in My Schedule. When you get accepted, you will be notified and only then will your card be charged.

TIP



Tournament details, draw, upcoming matches & opponent and XP earned can be viewed in the tournament ticket.



Need more help? Scan this code for tips and tricks on getting started with the app, or visit engage.bounx.com/player-helpdesk

